

**Section 1**

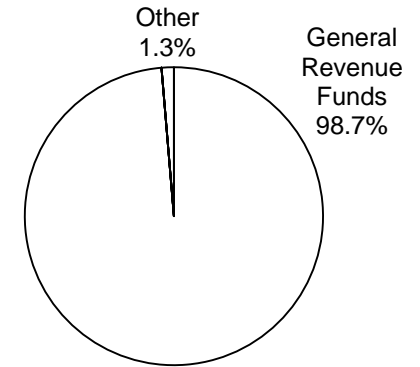
**Board of Podiatric Medical Examiners  
Summary of Recommendations - House**

Page VIII-49  
Hemant Makan, Executive Director

Leanne Hernandez, LBB Analyst

<b>Method of Financing</b>	<b>2012-13 Base</b>	<b>2014-15 Recommended</b>	<b>Biennial Change</b>	<b>% Change</b>
General Revenue Funds	\$474,444	\$474,444	\$0	0.0%
GR Dedicated Funds	\$0	\$0	\$0	0.0%
<i>Total GR-Related Funds</i>	<i>\$474,444</i>	<i>\$474,444</i>	<i>\$0</i>	<i>0.0%</i>
Federal Funds	\$0	\$0	\$0	0.0%
Other	\$9,585	\$6,400	(\$3,185)	(33.2%)
<b>All Funds</b>	<b>\$484,029</b>	<b>\$480,844</b>	<b>(\$3,185)</b>	<b>(0.7%)</b>

**RECOMMENDED FUNDING  
BY METHOD OF FINANCING**



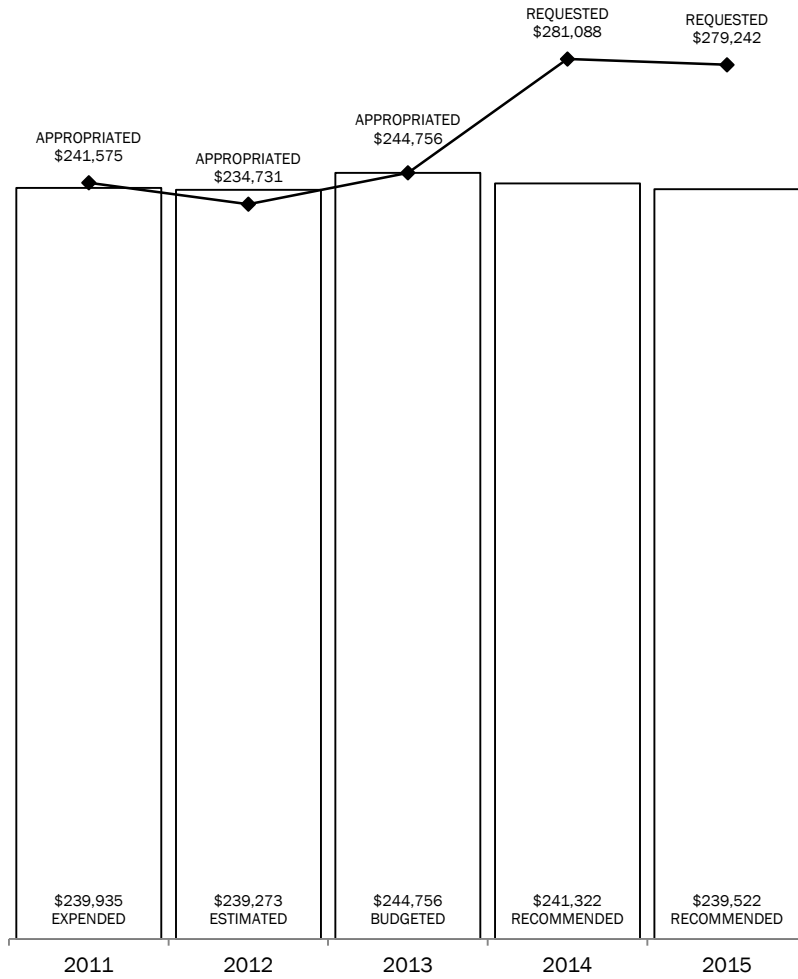
	<b>FY 2013 Budgeted</b>	<b>FY 2015 Recommended</b>	<b>Biennial Change</b>	<b>% Change</b>
<b>FTEs</b>	3.0	3.0	0.0	0.0%

The bill pattern for this agency (2014-15 Recommended) represents an estimated 100% of the agency's estimated total available funds for the 2014-15 biennium.

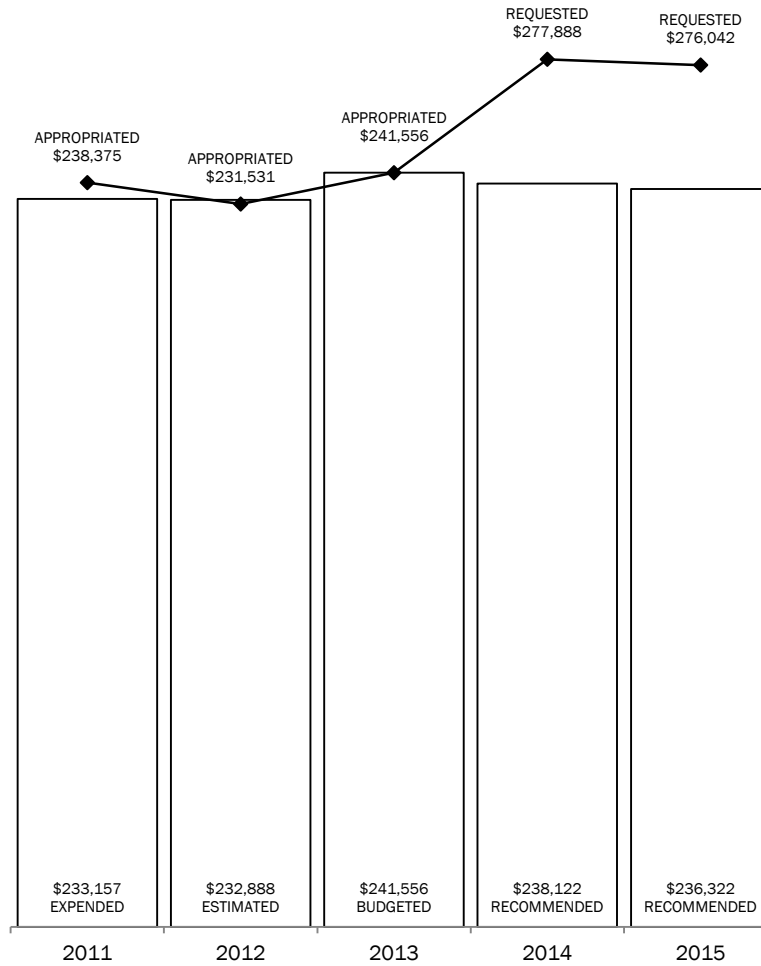
**Section 1**  
**Board of Podiatric Medical Examiners**  
 2014-2015 BIENNIUM

TOTAL= \$480,844

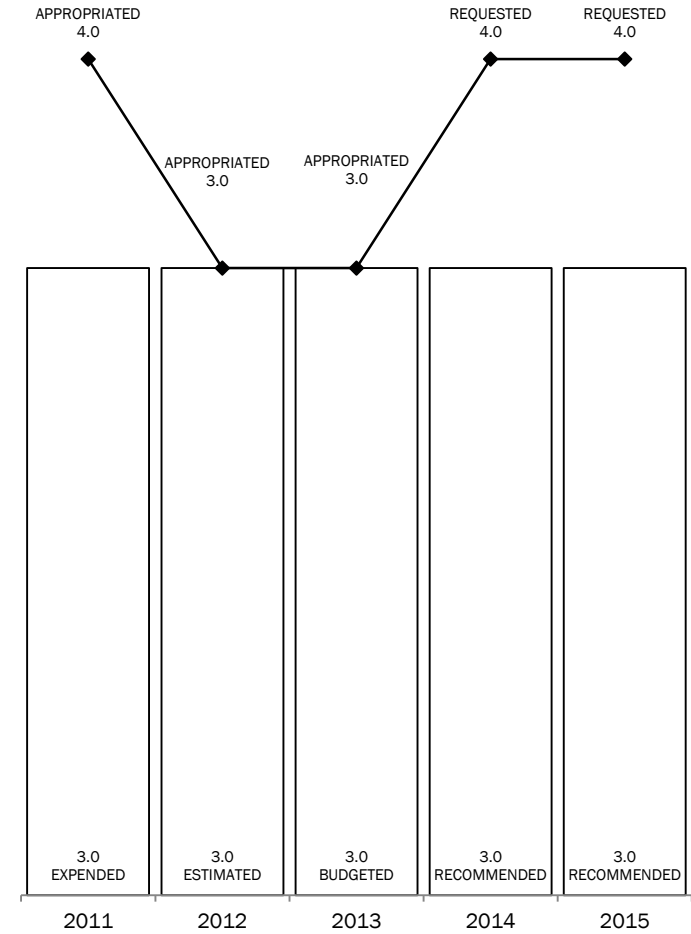
**ALL FUNDS**



**GENERAL REVENUE FUNDS**



**FULL-TIME-EQUIVALENT POSITIONS**



Section 2

**Board of Podiatric Medical Examiners  
Summary of Recommendations - House, By Method of Finance -- ALL FUNDS**

<b>Strategy/Goal</b>	<b>2012-13 Base</b>	<b>2014-15 Recommended</b>	<b>Biennial Change</b>	<b>% Change</b>	<b>Comments (Optional)</b>
LICENSURE AND ENFORCEMENT A.1.1	\$384,540	\$381,429	(\$3,111)	(0.8%)	
TEXAS.GOV A.1.2	\$8,855	\$8,855	\$0	0.0%	
INDIRECT ADMINISTRATION A.1.3	\$90,634	\$90,560	(\$74)	(0.1%)	
<b>Total, Goal A, PROTECT TEXANS</b>	<b>\$484,029</b>	<b>\$480,844</b>	<b>(\$3,185)</b>	<b>(0.7%)</b>	
<b>Grand Total, All Strategies</b>	<b>\$484,029</b>	<b>\$480,844</b>	<b>(\$3,185)</b>	<b>(0.7%)</b>	The decrease in Appropriated Receipts of \$3,185 aligns with the agency's request and is due to an anticipated decrease in the sale of records and publications.

**Section 3**

**Board of Podiatric Medical Examiners  
Selected Fiscal and Policy Issues**

NONE

**Section 4**

**Board of Podiatric Medical Examiners  
Performance Review and Policy Report Highlights**

<b>Reports &amp; Recommendations</b>	<b>Report Page</b>	<b>Savings/ (Cost)</b>	<b>Gain/ (Loss)</b>	<b>Fund Type</b>	<b>Included in Introduced Bill</b>	<b>Action Required During Session</b>
--------------------------------------	--------------------	----------------------------	-------------------------	------------------	--	---------------------------------------

**NO RELATED RECOMMENDATIONS**

## Section 5

### Board of Podiatric Medical Examiners Rider Highlights

2. **(former) Contingent Revenue.** Recommendations delete this rider. Additional revenues were generated and appropriations were increased during the 2012-13 biennium for the purposes of this rider. These amounts were included in the agency's 2012-13 base and the 2014-15 recommendations.

**Section 6**

**Board of Podiatric Medical Examiners  
Items not Included in Recommendations - House, In Agency Priority Order**

	<b>2014-15 Biennial Total</b>	
	<b>GR &amp; GR- Dedicated</b>	<b>All Funds</b>
1. General Revenue Funding and 1.0 additional FTE each year for an Investigator III Position \$33,633 each year for Salaries and Wages \$672 for 1 percent of employee wages and salaries to be contributed towards group health insurance costs	\$ 67,938	\$ 67,938
2. General Revenue Funding for Board Member travel	\$ 6,000	\$ 6,000
3. General Revenue Funding for 1 percent of employee wages and salaries to be contributed towards group health insurance costs	\$ 3,372	\$ 3,372
4. General Revenue for Health Professions Council Website Administrator contribution	\$ 2,176	\$ 2,176
<b>Total, Items Not Included in the Recommendations</b>	<b>\$ 79,486</b>	<b>\$ 79,486</b>